

Scaled data based on original data using  
LM-79-08 Approved Method: Electrical and Photometric Measurements of Solid-  
State Lighting Products

Test Report Prepared for  
Cooper Lighting Solutions  
(formerly Eaton)

Brand: McGRAW-EDISON

Report Number: P271581

Luminaire Tested: **ISS-AF-600-LED-E1-RW-7027-ULG**

Issue Date: 3/3/2020

**Test Information**

Test Method: LM-79-08  
Report Number: P271581  
TEST IS SCALED FROM IESNA LM-79-08 TEST DATA (P29765)-DOWNLIGHT AND  
Test Lab: INNOVATION CENTER-P2  
Issue Date: 3/3/2020  
Manufacturer: COOPER LIGHTING SOLUTIONS (FORMERLY EATON)  
Product Line: MCGRAW-EDISON  
Catalog Number: ISS-AF-600-LED-E1-RW-7027-ULG  
Description: IMPACT ELITE LED QUATER SPHERE LUMINAIRE WITH UPLIGHT  
LIGHT SQUARE WITH ACCULED OPTICS-RECTANGULAR WIDE TYPE I, WITH UPLIGHT  
GLOW  
Light Source: (16) 2700K CCT, 70 CRI LEDs and (1) UPLIGHT LED  
Ballast/Driver: ELECTRONIC DRIVER

**Summary**

Lumens per Lamp: N/A  
Luminaire Lumens: 4786.9 lumens  
Efficiency: N/A  
Efficacy: 95.0 lumens/watt  
Luminous Opening: Rectangular w/ Sides (W: 0.5' x L: 0.5' x H: 0.54')  
IES Classification: Type II - Medium - Non-Cutoff  
BUG Rating: B2 - U5 - G2  
  
Input Watts (W): 50.4  
Input Voltage (V): 120  
Input Current (Ain): NR  
Voltage Rise (V): NR  
Power Factor: NR  
Total Harmonic Distortion (THDi): NR  
Frequency (hertz): 60  
Stabilization Time: NR  
Operation Time: NR  
Ambient Temperature (°C): NR  
Test Distance: 25 FT

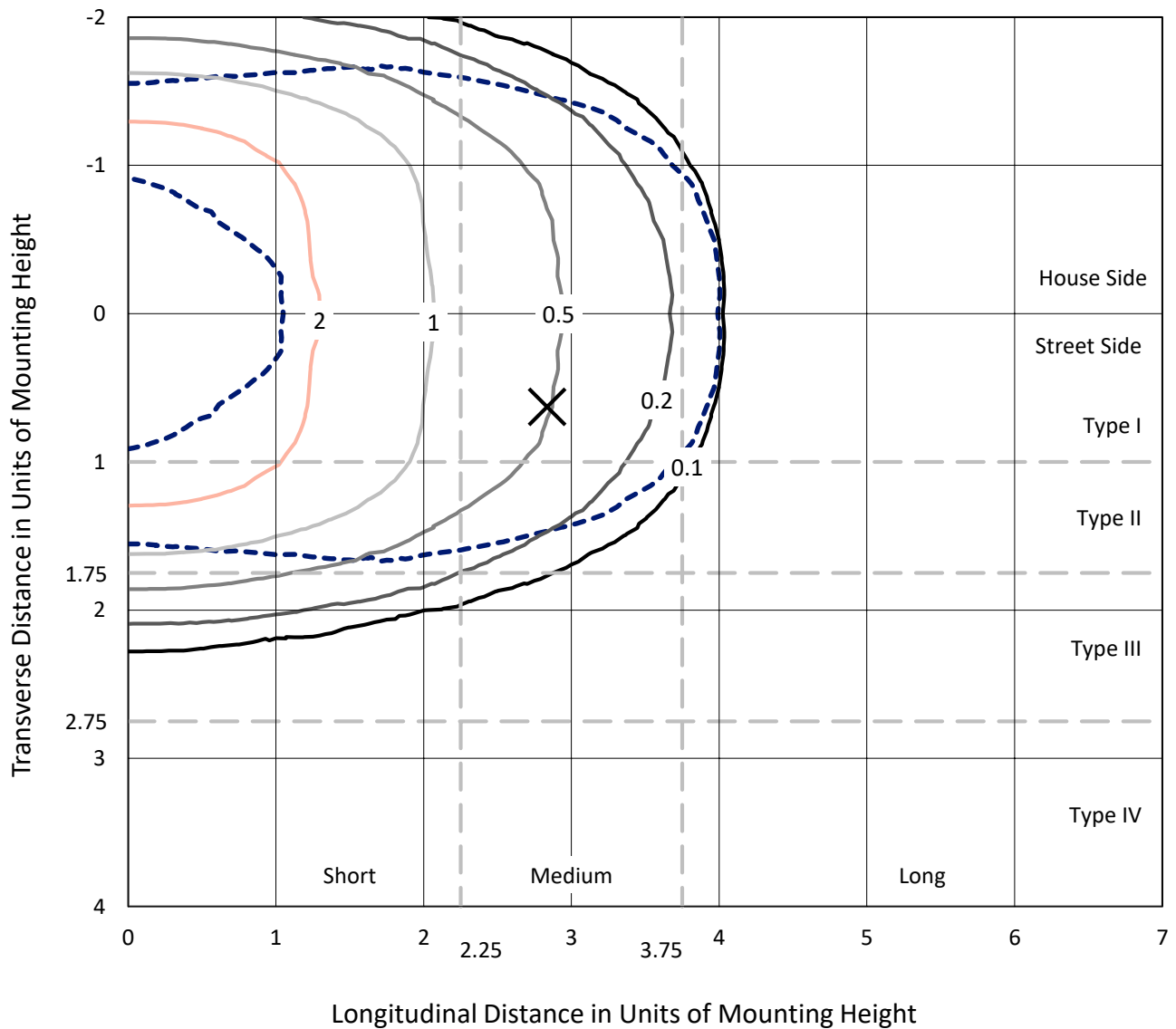


REPORT NUMBER: P271581

CATALOG NUMBER: ISS-AF-600-LED-E1-RW-7027-ULG

### Iso-Footcandle Lines of Horizontal Illumination

× Max cd  
 - - - 1/2 Max cd

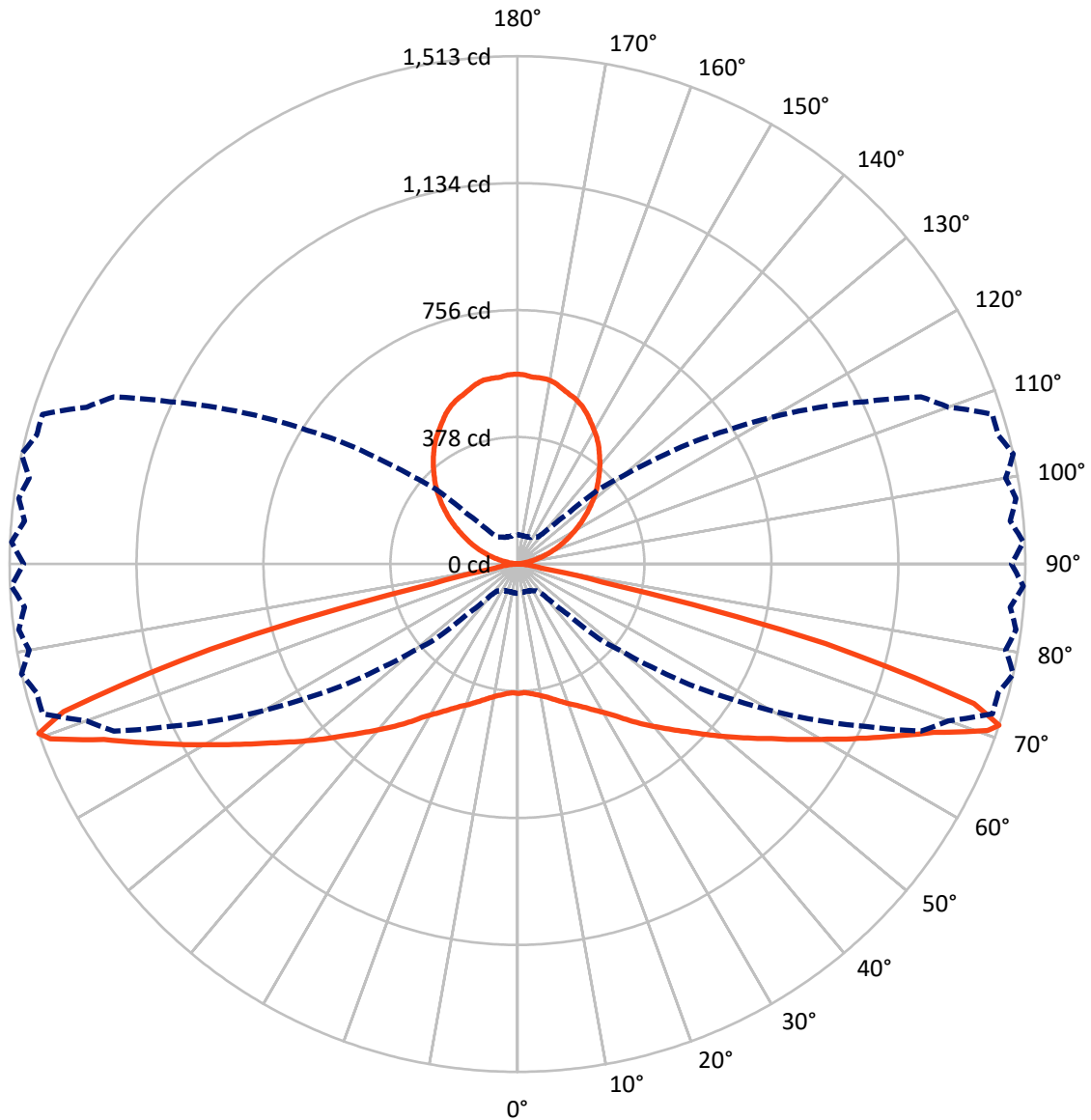


Based on 10 foot mounting height. Maximum calculated value = 4 fc  
 Type II - Medium - Non-Cutoff

REPORT NUMBER: P271581

CATALOG NUMBER: ISS-AF-600-LED-E1-RW-7027-ULG

### Luminous Intensity Polar Plot



— Vertical Plane Through 77.5-Deg Lateral    - - - Horizontal Cone Through 71-Deg Vertical

REPORT NUMBER: P271581

CATALOG NUMBER: ISS-AF-600-LED-E1-RW-7027-ULG

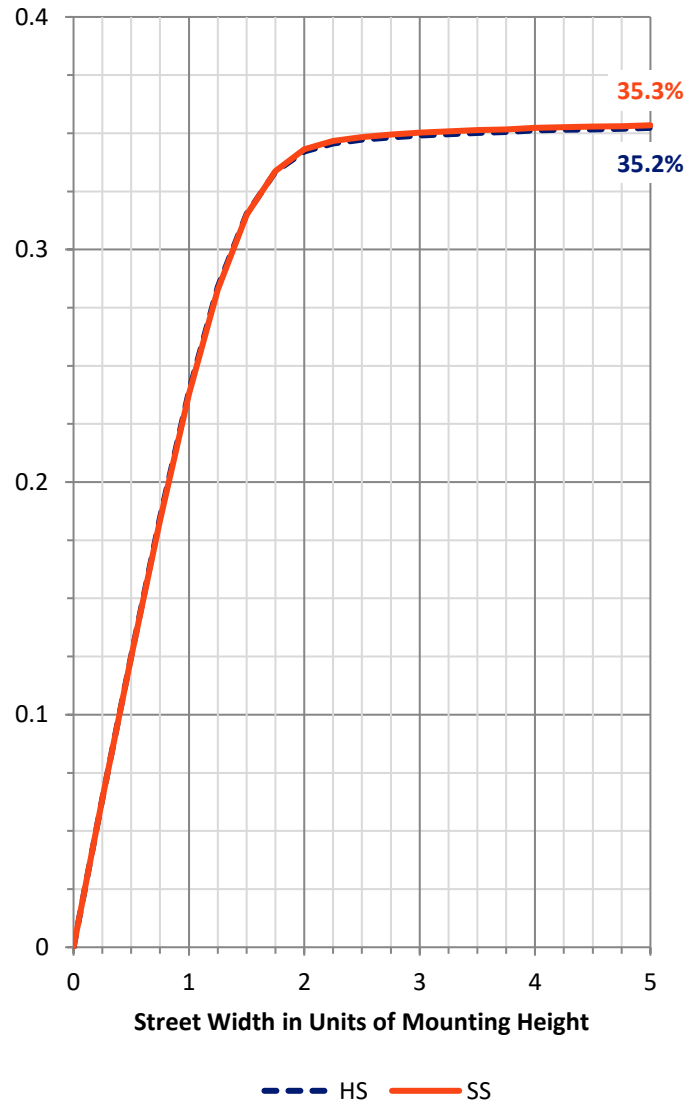
**FLUX DISTRIBUTION:**

		Downward	Upward	Total
<b>House Side</b>	Lumens	1693.5	699.9	2393.4
	% Fixture	35.4	14.6	50.0
<b>Street Side</b>	Lumens	1693.5	699.9	2393.4
	% Fixture	35.4	14.6	50.0
<b>Total</b>	Lumens	3387.1	1399.8	4786.9
	% Fixture	70.8	29.2	100.0

**Coefficient of Utilization**

**ZONAL LUMENS:**

Zone	Lumens	% Fixture
0°-10°	37.3	0.8
10°-20°	116.4	2.4
20°-30°	217.9	4.6
30°-40°	379.2	7.9
40°-50°	618.8	12.9
50°-60°	853.9	17.8
60°-70°	810.0	16.9
70°-80°	333.4	7.0
80°-90°	20.1	0.4
90°-100°	4.7	0.1
100°-110°	67.7	1.4
110°-120°	150.2	3.1
120°-130°	219.7	4.6
130°-140°	260.7	5.4
140°-150°	264.3	5.5
150°-160°	226.8	4.7
160°-170°	152.2	3.2
170°-180°	53.3	1.1
0°-90°	3387.1	70.8
0°-180°	4786.9	100.0



REPORT NUMBER: P271581

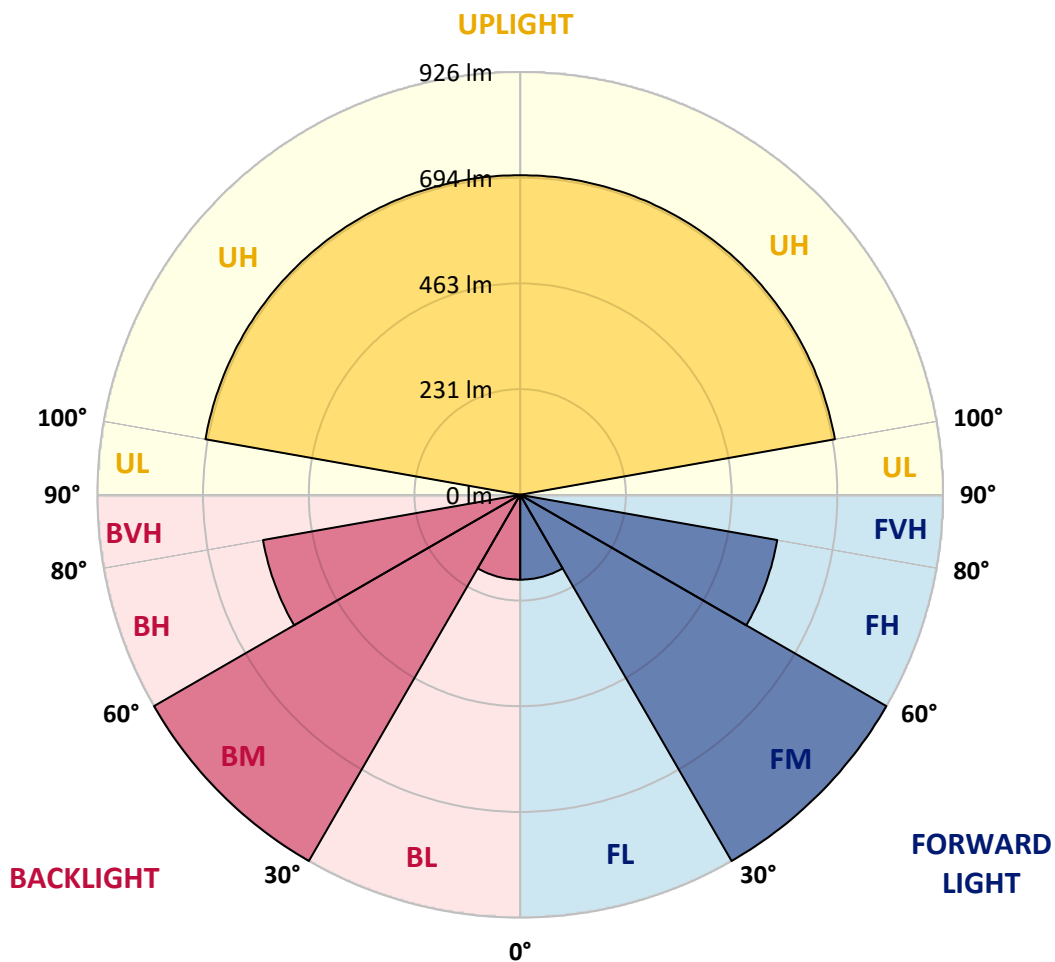
CATALOG NUMBER: ISS-AF-600-LED-E1-RW-7027-ULG

**LUMINAIRE CLASSIFICATION SYSTEM LUMEN TABLE AND BUG RATING:**

Zone	Lumens	% Fixture	Zone Rating/Lumen Limit		
			B	U	G
FL (0°-30°)	185.8	3.9			
FM (30°-60°)	926.0	19.3			
FH (60°-80°)	571.7	11.9			G0/660
FVH (80°-90°)	10.1	0.2			G1/100
BL (0°-30°)	185.8	3.9	B1/500		
BM (30°-60°)	926.0	19.3	B1/1000		
BH (60°-80°)	571.7	11.9	B2/1000		G2/1000
BVH (80°-90°)	10.1	0.2			G1/100
UL (90°-100°)	4.7	0.1		U1/10	
UH (100°-180°)	699.9	14.6		U4/1000	

**BUG Rating: B2-U5-G2**

Type II Medium





REPORT NUMBER: P271581

CATALOG NUMBER: ISS-AF-600-LED-E1-RW-7027-ULG

**CANDELA DISTRIBUTION (FULL):**

	0°	5°	15°	25°	35°	37.5°	40°	42.5°	45°	47.5°	50°
0°	385.7	385.7	385.7	385.7	385.7	385.7	385.7	385.7	385.7	385.7	385.7
2.5°	384.6	383.5	384.6	384.6	385.7	385.7	385.7	385.7	384.6	386.8	386.8
5°	384.6	384.6	385.7	385.7	387.9	390.1	386.8	387.9	389.1	387.9	390.1
7.5°	384.6	384.6	384.6	386.8	390.1	392.4	390.1	391.3	393.5	393.5	395.7
10°	381.2	380.1	382.3	386.8	392.4	395.7	394.6	399.2	397.9	399.2	401.4
12.5°	375.6	375.6	380.1	386.8	396.9	399.2	400.3	402.5	405.9	404.8	408.1
15°	376.7	377.8	382.3	391.3	403.6	405.9	407.0	407.0	412.6	410.3	417.0
17.5°	384.6	385.7	390.1	399.2	413.7	413.7	414.8	417.0	424.9	420.5	429.4
20°	396.9	397.9	402.5	412.6	426.1	424.9	427.1	429.4	439.5	435.0	444.0
22.5°	411.4	413.7	419.3	430.6	445.1	438.4	442.9	447.4	457.5	449.6	461.9
25°	431.6	435.0	440.6	452.9	468.6	460.8	465.3	468.6	479.9	468.6	481.0
27.5°	460.8	463.1	467.5	481.0	494.4	488.9	491.0	493.3	506.7	494.4	507.9
30°	495.5	498.9	503.4	515.8	529.2	520.2	524.7	526.9	538.2	525.8	537.1
32.5°	539.3	542.7	548.2	559.5	570.6	557.2	558.4	561.7	572.8	560.6	572.8
35°	590.8	593.2	601.0	614.4	622.3	601.0	602.0	602.0	616.7	599.8	613.3
37.5°	644.6	646.9	655.9	669.3	678.3	654.8	654.8	655.9	669.3	650.2	662.6
40°	700.7	707.4	717.6	731.0	737.7	710.8	713.1	712.0	727.6	705.2	717.6
42.5°	756.8	762.4	776.9	792.7	800.5	773.6	774.7	771.4	787.1	763.5	773.6
45°	805.0	809.6	827.4	849.9	862.1	834.2	834.2	834.2	849.9	820.7	833.0
47.5°	844.2	847.6	866.7	899.1	919.3	891.3	893.5	889.1	912.6	876.7	893.5
50°	872.3	873.4	898.0	935.0	969.8	944.0	947.4	949.6	972.1	940.6	955.3
52.5°	881.2	883.4	911.5	956.3	1006.8	990.0	1002.3	1006.8	1027.0	993.3	1013.6
55°	849.9	855.5	898.0	964.2	1032.6	1027.0	1041.6	1050.6	1076.3	1048.3	1069.6
57.5°	744.4	751.3	810.6	919.3	1038.2	1047.2	1067.4	1081.9	1118.9	1102.1	1125.7
60°	594.2	599.8	660.3	791.6	967.6	1022.5	1068.4	1109.9	1148.0	1151.4	1181.7
62.5°	408.1	415.9	474.2	599.8	814.0	886.9	953.0	1021.5	1085.3	1162.7	1201.9
65°	199.5	204.1	253.4	374.4	597.6	690.7	768.1	864.3	923.9	1034.8	1098.8
67.5°	109.9	109.9	117.7	155.9	319.5	411.4	494.4	615.5	676.1	812.9	894.7
70°	92.0	92.0	89.7	95.3	121.1	143.5	186.1	255.6	339.6	477.6	551.6
71°	87.5	86.3	85.2	87.5	97.6	102.0	119.9	156.9	213.0	329.6	402.5
72.5°	81.8	79.6	76.3	77.3	82.9	82.9	86.3	92.0	113.3	154.7	207.4
75°	70.7	68.5	65.0	65.0	66.1	67.2	68.5	70.7	71.8	74.0	82.9
77.5°	58.3	56.1	52.7	52.7	51.6	52.7	55.0	56.1	53.8	58.3	59.4
80°	44.8	41.5	40.3	40.3	39.3	38.1	38.1	38.1	39.3	41.5	42.6
82.5°	28.0	25.8	26.9	25.8	24.6	24.6	24.6	24.6	25.8	25.8	28.0
85°	13.5	13.5	14.6	13.5	11.2	11.2	10.2	8.9	10.2	8.9	11.2
87.5°	0.0	0.0	0.0	0.0	0.0	0.0	0.0	0.0	0.0	0.0	1.1
90°	0.0	0.0	0.0	0.0	0.0	0.0	0.0	0.0	0.0	0.0	0.0
92.5°	0.0	0.0	0.0	0.0	0.0	0.0	0.0	0.0	0.0	0.0	0.0
95°	1.0	1.0	1.0	1.0	1.0	1.0	1.0	1.0	1.0	1.0	1.0
97.5°	2.0	2.0	2.0	3.0	4.0	5.1	6.4	7.6	8.8	9.8	10.8
100°	7.8	7.8	9.8	13.7	21.6	23.5	25.5	27.5	29.5	29.9	30.5
102.5°	27.5	27.5	31.4	37.3	44.2	45.4	46.6	47.9	49.0	49.2	49.6
105°	53.0	53.0	55.0	59.8	64.8	65.8	66.7	67.7	68.7	68.9	69.2
107.5°	76.5	75.5	78.5	82.5	86.3	87.1	87.9	88.6	89.3	89.8	90.3



REPORT NUMBER: P271581

CATALOG NUMBER: ISS-AF-600-LED-E1-RW-7027-ULG

**CANDELA DISTRIBUTION (continued):**

	0°	5°	15°	25°	35°	37.5°	40°	42.5°	45°	47.5°	50°
110°	99.2	100.1	101.1	104.0	108.0	108.4	109.0	109.4	110.0	110.4	110.9
112.5°	121.7	121.7	123.7	126.6	129.5	130.1	130.5	131.1	131.5	132.1	132.5
115°	143.3	144.3	146.2	148.2	151.2	151.6	152.2	152.6	153.1	153.6	154.1
117.5°	165.8	166.8	168.8	170.8	173.7	174.2	174.7	175.2	175.7	175.9	176.2
120°	189.5	191.4	192.3	194.3	197.3	197.4	197.8	198.1	198.3	198.7	199.2
122.5°	215.0	216.0	216.9	218.8	221.8	222.0	222.3	222.6	222.8	223.0	223.3
125°	239.5	241.5	242.5	243.4	246.3	246.6	246.9	247.1	247.3	247.6	247.8
127.5°	262.0	264.0	265.0	267.0	269.0	269.4	269.9	270.4	270.9	271.4	271.8
130°	284.7	286.6	287.5	288.5	292.5	292.7	292.9	293.3	293.5	293.9	294.5
132.5°	307.2	308.2	311.2	312.1	315.0	315.2	315.6	315.8	316.0	316.8	317.6
135°	329.8	330.8	332.7	334.7	338.6	338.6	338.6	338.6	338.6	339.4	340.1
137.5°	352.3	353.3	356.3	357.3	360.2	360.2	360.2	360.2	360.2	360.7	361.2
140°	375.0	375.9	377.8	378.8	380.8	381.0	381.3	381.6	381.8	382.0	382.3
142.5°	396.5	398.5	400.5	399.5	402.4	402.4	402.4	402.4	402.4	402.9	403.4
145°	417.2	418.1	420.0	420.0	423.0	423.2	423.6	423.8	424.0	424.4	425.0
147.5°	435.8	435.8	438.7	439.7	443.7	443.9	444.1	444.4	444.6	444.8	445.1
150°	452.5	453.5	455.4	456.4	460.3	460.5	460.8	461.1	461.3	461.5	461.8
152.5°	470.2	471.1	474.0	473.0	476.0	476.2	476.6	476.8	477.0	477.2	477.4
155°	489.8	490.7	492.7	491.7	493.7	493.7	493.7	493.7	493.7	493.9	494.2
157.5°	503.5	505.5	507.5	506.5	509.4	509.4	509.4	509.4	509.4	509.4	509.4
160°	515.3	517.2	519.2	519.2	522.2	522.2	522.2	522.2	522.2	522.2	522.2
162.5°	525.1	526.0	529.0	528.0	531.0	531.0	531.0	531.0	531.0	531.2	531.4
165°	535.9	536.8	538.8	537.8	541.8	541.8	541.8	541.8	541.8	541.9	542.3
167.5°	544.7	545.7	548.7	547.7	550.6	550.4	550.1	549.9	549.7	549.7	549.7
170°	551.6	552.5	555.5	554.5	556.5	556.3	556.1	555.7	555.5	555.3	555.1
172.5°	554.5	555.5	558.5	556.5	558.5	558.3	557.9	557.7	557.5	557.7	557.9
175°	556.5	558.5	559.5	558.5	561.4	561.4	561.4	561.4	561.4	561.6	561.9
177.5°	561.4	562.4	564.3	563.3	567.3	567.1	566.8	566.5	566.3	566.3	566.3
180°	565.3	565.3	565.3	565.3	565.3	565.3	565.3	565.3	565.3	565.3	565.3





REPORT NUMBER: P271581

CATALOG NUMBER: ISS-AF-600-LED-E1-RW-7027-ULG

**CANDELA DISTRIBUTION (continued):**

	52.5°	55°	57.5°	60°	62.5°	65°	67.5°	70°	72.5°	75°	77.5°
0°	385.7	385.7	385.7	385.7	385.7	385.7	385.7	385.7	385.7	385.7	385.7
2.5°	383.5	385.7	384.6	385.7	383.5	385.7	382.3	385.7	384.6	385.7	383.5
5°	386.8	390.1	386.8	391.3	386.8	391.3	386.8	391.3	387.9	391.3	386.8
7.5°	390.1	396.9	392.4	397.9	392.4	399.2	392.4	399.2	394.6	400.3	392.4
10°	396.9	404.8	397.9	404.8	397.9	405.9	397.9	407.0	400.3	409.2	399.2
12.5°	402.5	411.4	404.8	413.7	403.6	415.9	405.9	419.3	408.1	421.6	408.1
15°	410.3	421.6	414.8	424.9	414.8	428.3	415.9	431.6	419.3	433.9	419.3
17.5°	421.6	433.9	424.9	437.3	426.1	440.6	427.1	444.0	431.6	446.2	431.6
20°	437.3	447.4	438.4	451.8	439.5	452.9	441.8	455.2	445.1	458.6	445.1
22.5°	455.2	464.2	457.5	465.3	454.0	465.3	454.0	465.3	457.5	468.6	457.5
25°	475.3	482.1	474.2	482.1	472.0	481.0	470.9	479.9	472.0	482.1	474.2
27.5°	502.3	505.7	496.7	503.4	491.0	500.1	488.9	497.8	489.9	498.9	493.3
30°	531.4	534.9	525.8	530.3	516.9	522.5	510.1	518.1	511.2	518.1	514.5
32.5°	564.0	568.4	558.4	560.6	549.3	550.5	540.4	543.7	538.2	540.4	539.3
35°	601.0	606.5	595.4	598.7	586.3	586.3	577.4	576.4	574.1	571.8	571.8
37.5°	648.0	650.2	641.3	641.3	626.7	626.7	615.5	615.5	611.0	606.5	604.3
40°	699.6	700.7	686.1	685.0	670.5	670.5	658.1	654.8	646.9	641.3	638.0
42.5°	754.6	753.4	732.1	734.4	713.1	714.2	698.5	695.1	687.2	680.6	673.8
45°	810.6	806.0	784.8	783.7	759.0	760.1	741.1	738.9	727.6	720.9	713.1
47.5°	867.9	865.6	842.0	836.4	810.6	809.6	784.8	784.8	773.6	766.8	759.0
50°	927.2	926.2	899.1	895.8	868.9	864.3	835.2	835.2	821.8	819.5	808.4
52.5°	992.3	987.8	958.6	957.4	931.7	928.3	897.0	894.7	874.5	873.4	861.0
55°	1056.1	1048.3	1029.2	1020.3	994.4	993.3	965.3	959.7	934.0	934.0	918.2
57.5°	1114.4	1107.7	1092.0	1084.2	1059.6	1056.1	1025.9	1025.9	1003.5	1002.3	985.5
60°	1174.9	1177.2	1160.4	1157.1	1133.5	1132.3	1102.1	1102.1	1079.8	1078.5	1059.6
62.5°	1226.5	1248.9	1242.3	1244.5	1224.3	1221.0	1190.6	1188.5	1162.7	1159.4	1143.6
65°	1176.2	1254.7	1305.1	1338.7	1336.4	1335.3	1306.1	1301.6	1269.1	1260.2	1234.5
67.5°	987.8	1089.7	1181.7	1282.6	1356.6	1412.7	1429.6	1422.7	1394.7	1368.9	1337.6
70°	661.5	779.2	895.8	1021.5	1148.0	1271.4	1398.1	1453.0	1511.3	1491.2	1485.5
71°	503.4	624.5	741.1	873.4	1007.9	1144.7	1300.6	1365.5	1483.3	1482.1	1512.5
72.5°	283.7	391.3	515.8	631.1	757.9	899.1	1059.6	1131.2	1300.6	1334.3	1421.7
75°	90.8	124.4	164.7	260.1	338.6	467.5	586.3	658.1	770.3	826.4	948.5
77.5°	60.5	67.2	69.5	80.7	90.8	129.0	174.9	214.2	235.4	246.7	259.0
80°	43.7	47.1	49.4	55.0	56.1	62.8	62.8	69.5	68.5	72.9	69.5
82.5°	28.0	31.4	32.5	34.8	35.9	40.3	42.6	47.1	47.1	49.4	48.1
85°	13.5	15.7	15.7	18.0	18.0	21.3	21.3	24.6	24.6	28.0	26.9
87.5°	1.1	1.1	1.1	2.2	2.2	2.2	3.3	4.5	4.5	4.5	4.5
90°	0.0	0.0	0.0	0.0	0.0	0.0	0.0	0.0	0.0	0.0	0.0
92.5°	0.0	0.0	0.0	0.0	0.0	0.0	0.0	0.0	0.0	0.0	0.0
95°	1.0	1.0	1.0	1.0	1.0	1.0	1.0	1.0	1.0	1.0	1.0
97.5°	11.8	12.8	11.3	9.8	8.4	6.8	6.4	5.9	5.4	4.9	4.7
100°	30.9	31.4	30.9	30.5	29.9	29.5	28.7	27.9	27.3	26.5	26.3
102.5°	49.9	50.0	49.9	49.6	49.2	49.0	48.6	48.1	47.6	47.1	47.3
105°	69.5	69.7	69.7	69.7	69.7	69.7	69.2	68.7	68.2	67.7	68.2
107.5°	90.8	91.3	91.1	90.8	90.5	90.3	90.1	89.8	89.5	89.3	89.5



REPORT NUMBER: P271581

CATALOG NUMBER: ISS-AF-600-LED-E1-RW-7027-ULG

**CANDELA DISTRIBUTION (continued):**

	52.5°	55°	57.5°	60°	62.5°	65°	67.5°	70°	72.5°	75°	77.5°
110°	111.4	111.9	111.9	111.9	111.9	111.9	111.7	111.4	111.1	110.9	111.1
112.5°	132.9	133.5	133.5	133.5	133.5	133.5	133.3	132.9	132.7	132.5	132.9
115°	154.6	155.0	155.0	155.0	155.0	155.0	155.0	155.0	155.0	155.0	155.6
117.5°	176.4	176.7	176.9	177.1	177.4	177.7	177.4	177.1	176.9	176.7	177.1
120°	199.7	200.2	200.2	200.2	200.2	200.2	200.2	200.2	200.2	200.2	200.7
122.5°	223.6	223.8	223.8	223.8	223.8	223.8	223.9	224.3	224.6	224.8	225.7
125°	248.1	248.3	248.5	248.8	249.1	249.3	249.3	249.3	249.3	249.3	250.1
127.5°	272.4	272.8	272.6	272.4	272.1	271.8	272.1	272.4	272.6	272.8	273.6
130°	294.9	295.5	295.5	295.5	295.5	295.5	295.6	295.9	296.2	296.4	297.2
132.5°	318.2	319.0	319.0	319.0	319.0	319.0	319.2	319.4	319.8	320.0	320.8
135°	340.7	341.5	341.5	341.5	341.5	341.5	341.7	342.1	342.3	342.5	343.1
137.5°	361.7	362.2	362.2	362.2	362.2	362.2	362.4	362.6	362.9	363.2	364.2
140°	382.6	382.8	382.8	382.8	382.8	382.8	383.3	383.8	384.3	384.7	385.7
142.5°	403.9	404.3	404.3	404.3	404.3	404.3	404.6	404.9	405.1	405.3	406.1
145°	425.4	426.0	425.8	425.4	425.2	425.0	425.2	425.4	425.8	426.0	426.8
147.5°	445.4	445.6	445.1	444.6	444.1	443.7	443.9	444.1	444.4	444.6	445.4
150°	462.1	462.3	461.8	461.3	460.8	460.3	460.3	460.3	460.3	460.3	461.3
152.5°	477.8	478.0	477.8	477.4	477.2	477.0	477.0	477.0	477.0	477.0	477.8
155°	494.4	494.7	494.4	494.2	493.9	493.7	493.9	494.2	494.4	494.7	495.4
157.5°	509.4	509.4	508.9	508.4	507.9	507.5	507.6	507.9	508.2	508.4	509.6
160°	522.2	522.2	521.6	521.2	520.7	520.2	520.2	520.2	520.2	520.2	520.9
162.5°	531.8	532.0	531.4	531.0	530.4	530.0	529.6	529.0	528.6	528.0	528.6
165°	542.6	542.8	541.9	541.3	540.6	539.8	539.3	538.8	538.4	537.8	538.4
167.5°	549.7	549.7	549.1	548.7	548.1	547.7	547.9	548.1	548.4	548.7	549.7
170°	554.7	554.5	554.3	554.1	553.7	553.5	554.1	554.5	555.1	555.5	556.7
172.5°	558.3	558.5	557.9	557.5	556.9	556.5	556.7	556.9	557.3	557.5	558.3
175°	562.2	562.4	561.6	560.9	560.3	559.5	558.9	558.5	557.9	557.5	558.3
177.5°	566.3	566.3	565.6	564.9	564.1	563.3	563.3	563.3	563.3	563.3	564.1
180°	565.3	565.3	565.3	565.3	565.3	565.3	565.3	565.3	565.3	565.3	565.3



REPORT NUMBER: P271581

CATALOG NUMBER: ISS-AF-600-LED-E1-RW-7027-ULG

**CANDELA DISTRIBUTION (continued):**

	80°	82.5°	85°	87.5°	90°
0°	385.7	385.7	385.7	385.7	385.7
2.5°	386.8	385.7	386.8	384.6	386.8
5°	392.4	387.9	393.5	387.9	393.5
7.5°	401.4	395.7	402.5	393.5	401.4
10°	409.2	401.4	410.3	401.4	409.2
12.5°	422.7	410.3	424.9	410.3	424.9
15°	436.1	421.6	439.5	423.8	438.4
17.5°	448.4	435.0	451.8	436.1	450.7
20°	459.8	447.4	461.9	446.2	461.9
22.5°	470.9	463.1	474.2	463.1	474.2
25°	485.4	479.9	487.7	479.9	487.7
27.5°	502.3	500.1	504.5	498.9	505.7
30°	521.4	522.5	523.6	522.5	524.7
32.5°	544.9	550.5	548.2	548.2	548.2
35°	577.4	587.5	580.8	583.0	581.9
37.5°	607.6	622.3	613.3	616.7	614.4
40°	641.3	651.5	649.1	649.1	646.9
42.5°	678.3	690.7	687.2	688.4	686.1
45°	718.6	729.9	725.4	724.2	725.4
47.5°	764.6	776.9	771.4	770.3	771.4
50°	812.9	827.4	822.9	820.7	822.9
52.5°	865.6	883.4	881.2	879.0	882.3
55°	927.2	944.0	941.7	944.0	945.2
57.5°	988.9	1007.9	1003.5	1009.1	1011.3
60°	1066.2	1077.4	1078.5	1079.8	1080.8
62.5°	1144.7	1149.2	1152.5	1155.8	1157.1
65°	1235.5	1236.7	1238.9	1235.5	1238.9
67.5°	1322.9	1315.1	1314.0	1317.4	1319.6
70°	1458.7	1458.7	1447.3	1463.1	1449.7
71°	1476.5	1497.8	1473.2	1508.0	1471.0
72.5°	1389.0	1428.3	1400.4	1431.7	1394.7
75°	966.5	1057.2	1056.1	1101.1	1065.1
77.5°	268.0	251.2	268.0	231.0	220.8
80°	72.9	66.1	71.8	60.5	68.5
82.5°	48.1	41.5	40.3	32.5	34.8
85°	28.0	21.3	21.3	16.8	18.0
87.5°	4.5	1.1	4.5	2.2	3.3
90°	0.0	0.0	0.0	0.0	0.0
92.5°	0.0	0.0	0.0	0.0	0.0
95°	1.0	1.0	1.0	1.0	1.0
97.5°	4.4	4.1	4.0	4.0	4.0
100°	26.1	25.7	25.5	25.1	24.5
102.5°	47.6	47.9	48.1	47.6	47.1
105°	68.7	69.2	69.7	68.7	67.7
107.5°	89.8	90.1	90.3	89.8	89.3



REPORT NUMBER: P271581

CATALOG NUMBER: ISS-AF-600-LED-E1-RW-7027-ULG

**CANDELA DISTRIBUTION (continued):**

	80°	82.5°	85°	87.5°	90°
110°	111.4	111.7	111.9	111.4	110.9
112.5°	133.5	133.9	134.5	133.5	132.5
115°	156.0	156.6	157.0	156.6	156.0
117.5°	177.7	178.1	178.7	177.7	176.7
120°	201.2	201.7	202.2	201.2	200.2
122.5°	226.7	227.7	228.7	228.2	227.7
125°	250.8	251.4	252.2	251.7	251.3
127.5°	274.3	275.0	275.8	274.3	272.8
130°	297.9	298.6	299.3	298.3	297.4
132.5°	321.4	322.1	322.9	322.0	321.0
135°	343.5	344.1	344.5	344.1	343.5
137.5°	365.1	366.1	367.0	366.1	365.1
140°	386.7	387.7	388.7	387.7	386.7
142.5°	406.8	407.5	408.3	407.8	407.3
145°	427.4	428.1	428.9	428.0	427.0
147.5°	446.1	446.7	447.5	446.1	444.6
150°	462.3	463.3	464.2	462.8	461.3
152.5°	478.4	479.2	480.0	478.4	477.0
155°	496.1	496.9	497.6	496.7	495.7
157.5°	510.9	512.1	513.3	511.9	510.3
160°	521.6	522.4	523.2	522.2	521.2
162.5°	529.0	529.6	530.0	528.6	527.0
165°	538.8	539.3	539.8	538.8	537.8
167.5°	550.6	551.6	552.5	551.6	550.6
170°	557.9	559.3	560.5	559.5	558.5
172.5°	558.9	559.6	560.5	558.9	557.5
175°	558.9	559.6	560.5	558.9	557.5
177.5°	564.9	565.6	566.3	564.9	563.3
180°	565.3	565.3	565.3	565.3	565.3

(END OF REPORT)